

OPEN -- Overall Stage Results
II TROFEO IPSC SAN ANTOLIN PALENCIA 2010

Printed septiembre 27, 2010 at 11:51



Stage 1 -- MANOS ARRIBA

	PTS	TIME	HIT FACTOR	STAGE POINTS	STAGE PERCENT	COMPETITOR # Name
1	123	20,17	6,0982	145,0000	100,00	5 GARCÍA INFANTES, JESÚS
2	107	45,49	2,3522	55,9289	38,57	37 LOPEZ DE LA MOR, ABDON

STANDARD -- Overall Stage Results
II TROFEO IPSC SAN ANTOLIN PALENCIA 2010

Printed septiembre 27, 2010 at 11:51



Stage 1 -- MANOS ARRIBA

	PTS	TIME	HIT FACTOR	STAGE POINTS	STAGE PERCENT	COMPETITOR # Name
1	120	21,34	5,6232	145,0000	100,00	25 LAGUNILLA GARRIDO, JOSE RAUL
2	112	24,31	4,6072	118,7994	81,93	18 MENCAS, SANTIAGO
3	133	30,39	4,3764	112,8501	77,83	11 HERRERO DIAZ, EUGENIO
4	129	29,88	4,3173	111,3244	76,78	38 SANCHEZ AGUILAR, FRANCISCO EMIL
5	137	33,32	4,1116	106,0222	73,12	26 LERADELGADO, OSCAR
6	125	31,70	3,9432	101,6792	70,12	21 ORTEGA, ENRIQUE
7	131	33,58	3,9011	100,5939	69,38	31 VALLEJO HOSPITAL, CARLOS
8	101	28,48	3,5463	91,4455	63,07	10 MORATINOS, JORGE
9	115	32,85	3,5008	90,2700	62,26	35 CANO DIEZ, JOSÉ MIGUEL
10	113	36,68	3,0807	79,4384	54,79	7 POZUELO ALCOLEA, JOSE A.
11	114	41,60	2,7404	70,6631	48,73	33 SAN JOSE VIDALES, FRANCISCO
12	128	47,72	2,6823	69,1657	47,70	20 EGEA SOTO, CARLOS
13	81	31,36	2,5829	66,6024	45,93	40 SAN MARTIN, SILVINO LUIS
14	113	48,24	2,3425	60,4021	41,66	17 TRIANAHOYOS, FCOJAVIER

PRODUCTION -- Overall Stage Results

II TROFEO IPSC SAN ANTOLIN PALENCIA 2010

Printed septiembre 27, 2010 at 11:51




Stage 1 -- MANOS ARRIBA

	PTS	TIME	HIT FACTOR	STAGE POINTS	STAGE PERCENT	COMPETITOR # Name
1	114	18,15	6,2810	145,0000	100,00	3 JIMENEZ JIMENEZ, PABLO
2	131	22,82	5,7406	132,5243	91,40	23 CASADO COCHO, JOSE MANUEL
3	127	24,47	5,1900	119,8146	82,63	1 FERNANDEZ CAMPOII, ALFONSO
4	123	28,18	4,3648	100,7636	69,49	34 FERRER TROYANO, MIGUEL
5	132	34,24	3,8551	88,9979	61,38	39 RIOS RAMON, TOMAS JOSE
6	86	24,42	3,5217	81,3004	56,07	9 MORATINOS, LUIS F
7	131	38,97	3,3616	77,6034	53,52	28 LAZARO SANTOS, JAVIER
8	121	38,06	3,1792	73,3933	50,62	32 CALATRAVA TEJERA, JOSE LUIS
9	92	30,55	3,0115	69,5211	47,95	16 FERNANDEZ CAMARERO, MIGUEL
10	114	39,05	2,9193	67,3944	46,48	15 VIZCAINO, JAVIER
11	94	33,56	2,8010	64,6615	44,59	4 ORELLANA JAIMES, FRANCISCO
12	129	47,35	2,7244	62,8940	43,38	8 DELCAMPO, PEDROLUIS
13	85	31,52	2,6967	62,2548	42,93	6 UBEDA ROMERO, FRANCISCO
14	123	45,87	2,6815	61,9036	42,69	2 SALDAÑA IBAÑEZ, MIGUEL
15	103	41,26	2,4964	57,6299	39,74	24 PEREZ, CARLOS
16	113	46,41	2,4348	56,2091	38,76	30 VACA, JOSE
17	101	41,76	2,4186	55,8343	38,51	27 PEREZ JAMBRINA, FIDEL F
18	116	48,52	2,3908	55,1921	38,06	12 MENENDEZ, JOSEMANUEL
19	93	39,63	2,3467	54,1750	37,36	29 DONCEL MORALES, JULIO
20	129	55,10	2,3412	54,0478	37,27	14 TEIJON, MARCOS
21	107	56,52	1,8931	43,7040	30,14	36 PEREZ PEREZ, ALFONSO
22	64	34,39	1,8610	42,9623	29,63	19 VEGAARIJA, JAVIER
23	101	67,60	1,4941	34,4917	23,79	13 GONZALEZ, MIGUELANGEL

OPEN -- Overall Stage Results
II TROFEO IPSC SAN ANTOLIN PALENCIA 2010

Printed septiembre 27, 2010 at 11:51



Stage 2 -- CORRE Y DISPARA

	PTS	TIME	HIT FACTOR	STAGE POINTS	STAGE PERCENT	COMPETITOR	
						#	Name
1	116	14,28	8,1232	125,0000	100,00	41	FERNANDEZALARIO, ALFONSO F
2	99	15,81	6,2619	96,3571	77,09	5	GARCÍA INFANTES, JESÚS
3	119	25,70	4,6304	71,2515	57,00	37	LOPEZ DE LA MOR, ABDON

STANDARD -- Overall Stage Results

II TROFEO IPSC SAN ANTOLIN PALENCIA 2010

Printed septiembre 27, 2010 at 11:51



Stage 2 -- CORRE Y DISPARA

	PTS	TIME	HIT FACTOR	STAGE POINTS	STAGE PERCENT	COMPETITOR # Name
1	97	16,21	5,9840	125,0000	100,00	25 LAGUNILLA GARRIDO, JOSE RAUL
2	123	21,31	5,7719	120,5710	96,46	31 VALLEJO HOSPITAL, CARLOS
3	115	20,35	5,6511	118,0469	94,44	38 SANCHEZ AGUILAR, FRANCISCO EMIL
4	119	21,76	5,4688	114,2377	91,39	40 SAN MARTIN, SILVINO LUIS
5	117	22,47	5,2069	108,7687	87,01	33 SAN JOSE VIDALES, FRANCISCO
6	109	21,69	5,0254	104,9756	83,98	7 POZUELO ALCOLEA, JOSE A.
7	115	26,86	4,2815	89,4361	71,55	35 CANO DIEZ, JOSÉ MIGUEL
8	85	20,22	4,2038	87,8130	70,25	18 MENCAS, SANTIAGO
9	105	25,31	4,1486	86,6599	69,33	11 HERRERO DIAZ, EUGENIO
10	87	21,98	3,9581	82,6824	66,15	10 MORATINOS, JORGE
11	111	28,06	3,9558	82,6336	66,11	21 ORTEGA, ENRIQUE
12	105	28,92	3,6307	75,8424	60,67	26 LERADELGADO, OSCAR
13	115	36,09	3,1865	66,5629	53,25	17 TRIANAHOYOS, FCOJAVIER
14	109	59,04	1,8462	38,5657	30,85	20 EGEA SOTO, CARLOS

PRODUCTION -- Overall Stage Results
II TROFEO IPSC SAN ANTOLIN PALENCIA 2010

Printed septiembre 27, 2010 at 11:51



Stage 2 -- CORRE Y DISPARA

	PTS	TIME	HIT FACTOR	STAGE POINTS	STAGE PERCENT	COMPETITOR # Name
1	113	13,59	8,3149	125,0000	100,00	3 JIMENEZ JIMENEZ, PABLO
2	107	17,23	6,2101	93,3576	74,69	23 CASADO COCHO, JOSE MANUEL
3	103	17,67	5,8291	87,6298	70,10	6 UBEDA ROMERO, FRANCISCO
4	119	20,88	5,6992	85,6776	68,54	39 RIOS RAMON, TOMAS JOSE
5	83	14,79	5,6119	84,3647	67,49	9 MORATINOS, LUIS F
6	121	22,50	5,3778	80,8451	64,68	36 PEREZ PEREZ, ALFONSO
7	119	23,43	5,0790	76,3529	61,08	32 CALATRAVA TEJERA, JOSE LUIS
8	107	23,64	4,5262	68,0436	54,43	4 ORELLANA JAIMES, FRANCISCO
9	105	23,57	4,4548	66,9701	53,58	1 FERNANDEZ CAMPOII, ALFONSO
10	115	25,91	4,4384	66,7239	53,38	28 LAZARO SANTOS, JAVIER
11	111	26,43	4,1998	63,1360	50,51	8 DELCAMPO, PEDROLUIS
12	93	24,36	3,8177	57,3927	45,91	19 VEGAARIJA, JAVIER
13	95	27,23	3,4888	52,4478	41,96	27 PEREZ JAMBRINA, FIDEL F
14	105	30,22	3,4745	52,2331	41,79	15 VIZCAINO, JAVIER
15	105	30,26	3,4699	52,1641	41,73	34 FERRER TROYANO, MIGUEL
16	91	26,62	3,4185	51,3907	41,11	16 FERNANDEZ CAMARERO, MIGUEL
17	107	31,70	3,3754	50,7429	40,59	30 VACA, JOSE
18	90	27,80	3,2374	48,6686	38,93	24 PEREZ, CARLOS
19	66	20,61	3,2023	48,1412	38,51	2 SALDAÑA IBAÑEZ, MIGUEL
20	78	32,65	2,3890	35,9139	28,73	29 DONCEL MORALES, JULIO
21	95	45,74	2,0770	31,2233	24,98	14 TEIJON, MARCOS
22	105	51,11	2,0544	30,8841	24,71	12 MENENDEZ, JOSEMANUEL
23	29	38,02	0,7628	11,4667	9,17	13 GONZALEZ, MIGUELANGEL

OPEN -- Overall Stage Results
II TROFEO IPSC SAN ANTOLIN PALENCIA 2010

Printed septiembre 27, 2010 at 11:51



Stage 3 -- RECORRIDO ESTATICO

PTS		TIME	HIT FACTOR	STAGE POINTS	STAGE PERCENT	COMPETITOR # Name	
1	41	11,24	3,6477	70,0000	100,00	5	GARCÍA INFANTES, JESÚS
2	36	11,95	3,0126	57,8116	82,59	41	FERNANDEZALARIO, ALFONSO F
3	60	25,05	2,3952	45,9647	65,66	37	LOPEZ DE LA MOR, ABDON

STANDARD -- Overall Stage Results

II TROFEO IPSC SAN ANTOLIN PALENCIA 2010

Printed septiembre 27, 2010 at 11:51



Stage 3 -- RECORRIDO ESTATICO

	PTS	TIME	HIT FACTOR	STAGE POINTS	STAGE PERCENT	COMPETITOR # Name
1	64	9,05	7,0718	70,0000	100,00	7 POZUELO ALCOLEA, JOSE A.
2	50	13,85	3,6101	35,7344	51,05	25 LAGUNILLA GARRIDO, JOSE RAUL
3	62	18,39	3,3714	33,3716	47,67	18 MENCIAS, SANTIAGO
4	58	17,92	3,2366	32,0374	45,77	26 LERADELGADO, OSCAR
5	62	19,61	3,1617	31,2954	44,71	11 HERRERO DIAZ, EUGENIO
6	62	20,11	3,0830	30,5173	43,60	38 SANCHEZ AGUILAR, FRANCISCO EMIL
7	54	20,15	2,6799	26,5268	37,90	33 SAN JOSE VIDALES, FRANCISCO
8	60	23,85	2,5157	24,9017	35,57	40 SAN MARTIN, SILVINO LUIS
9	62	25,24	2,4564	24,3147	34,74	35 CANO DIEZ, JOSÉ MIGUEL
10	42	17,17	2,4461	24,2128	34,59	21 ORTEGA, ENRIQUE
11	39	18,32	2,1288	21,0720	30,10	10 MORATINOS, JORGE
12	46	21,70	2,1198	20,9829	29,98	31 VALLEJO HOSPITAL, CARLOS
13	54	33,77	1,5991	15,8281	22,61	20 EGEA SOTO, CARLOS
14	23	28,33	0,8119	8,0361	11,48	17 TRIANAHOYOS, FCOJAVIER

PRODUCTION -- Overall Stage Results

II TROFEO IPSC SAN ANTOLIN PALENCIA 2010

Printed septiembre 27, 2010 at 11:51




Stage 3 -- RECORRIDO ESTATICO

	PTS	TIME	HIT FACTOR	STAGE POINTS	STAGE PERCENT	COMPETITOR # Name
1	58	12,21	4,7502	70,0000	100,00	3 JIMENEZ JIMENEZ, PABLO
2	45	13,23	3,4014	50,1232	71,60	4 ORELLANA JAIMES, FRANCISCO
3	58	18,02	3,2186	47,4306	67,76	34 FERRER TROYANO, MIGUEL
4	37	13,31	2,7799	40,9647	58,52	1 FERNANDEZ CAMPOII, ALFONSO
5	58	21,08	2,7514	40,5455	57,92	39 RIOS RAMON, TOMAS JOSE
6	38	14,55	2,6117	38,4863	54,98	9 MORATINOS, LUIS F
7	58	22,38	2,5916	38,1904	54,56	32 CALATRAVA TEJERA, JOSE LUIS
8	32	12,54	2,5518	37,6044	53,72	2 SALDAÑA IBAÑEZ, MIGUEL
9	40	15,97	2,5047	36,9097	52,73	6 UBEDA ROMERO, FRANCISCO
10	54	21,96	2,4590	36,2366	51,77	29 DONCEL MORALES, JULIO
11	50	23,71	2,1088	31,0759	44,39	15 VIZCAINO, JAVIER
12	39	20,37	1,9146	28,2136	40,31	27 PEREZ JAMBRINA, FIDEL F
13	46	24,80	1,8548	27,3333	39,05	28 LAZARO SANTOS, JAVIER
14	50	28,90	1,7301	25,4952	36,42	36 PEREZ PEREZ, ALFONSO
15	32	20,08	1,5936	23,4840	33,55	19 VEGAARIJA, JAVIER
16	37	24,69	1,4986	22,0834	31,55	30 VACA, JOSE
17	20	17,90	1,1173	16,4650	23,52	8 DELCAMPO, PEDROLUIS
18	32	29,87	1,0713	15,7870	22,55	12 MENENDEZ, JOSEMANUEL
19	0	45,50	0,0000	0,0000	0,00	14 TEIJON, MARCOS
20	0	19,76	0,0000	0,0000	0,00	16 FERNANDEZ CAMARERO, MIGUEL
21	0	17,95	0,0000	0,0000	0,00	24 PEREZ, CARLOS
22	0	17,30	0,0000	0,0000	0,00	23 CASADO COCHO, JOSE MANUEL
23	0	35,97	0,0000	0,0000	0,00	13 GONZALEZ, MIGUELANGEL

OPEN -- Overall Stage Results
II TROFEO IPSC SAN ANTOLIN PALENCIA 2010

Printed septiembre 27, 2010 at 11:51



Stage 4 -- RECORRIDO ESTATICO II

	PTS	TIME	HIT FACTOR	STAGE POINTS	STAGE PERCENT	COMPETITOR # Name
1	43	3,95	10,8861	45,0000	100,00	41 FERNANDEZALARIO, ALFONSO F
2	40	3,96	10,1010	41,7548	92,79	5 GARCÍA INFANTES, JESÚS
3	37	9,70	3,8144	15,7678	35,04	37 LOPEZ DE LA MOR, ABDON

STANDARD -- Overall Stage Results

II TROFEO IPSC SAN ANTOLIN PALENCIA 2010

Printed septiembre 27, 2010 at 11:51



Stage 4 -- RECORRIDO ESTATICO II

	PTS	TIME	HIT FACTOR	STAGE POINTS	STAGE PERCENT	COMPETITOR # Name
1	41	7,33	5,5935	45,0000	100,00	25 LAGUNILLA GARRIDO, JOSE RAUL
2	43	7,83	5,4917	44,1814	98,18	38 SANCHEZ AGUILAR, FRANCISCO EMIL
3	43	9,04	4,7566	38,2677	85,04	11 HERRERO DIAZ, EUGENIO
4	30	6,68	4,4910	36,1308	80,29	33 SAN JOSE VIDALES, FRANCISCO
5	43	9,81	4,3833	35,2640	78,36	31 VALLEJO HOSPITAL, CARLOS
6	33	7,62	4,3307	34,8411	77,42	10 MORATINOS, JORGE
7	37	9,04	4,0929	32,9280	73,17	7 POZUELO ALCOLEA, JOSE A.
8	31	8,01	3,8702	31,1359	69,19	21 ORTEGA, ENRIQUE
9	39	11,29	3,4544	27,7909	61,76	20 EGEA SOTO, CARLOS
10	24	7,11	3,3755	27,1565	60,35	18 MENCIAS, SANTIAGO
11	35	10,63	3,2926	26,4891	58,86	35 CANO DIEZ, JOSÉ MIGUEL
12	33	10,34	3,1915	25,6759	57,06	17 TRIANAHOYOS, FCOJAVIER
13	42	13,55	3,0996	24,9369	55,42	40 SAN MARTIN, SILVINO LUIS
14	20	7,18	2,7855	22,4098	49,80	26 LERADELGADO, OSCAR

PRODUCTION -- Overall Stage Results

II TROFEO IPSC SAN ANTOLIN PALENCIA 2010

Printed septiembre 27, 2010 at 11:51




Stage 4 -- RECORRIDO ESTATICO II

	PTS	TIME	HIT FACTOR	STAGE POINTS	STAGE PERCENT	COMPETITOR # Name
1	43	4,79	8,9770	45,0000	100,00	3 JIMENEZ JIMENEZ, PABLO
2	39	4,67	8,3512	41,8627	93,03	1 FERNANDEZ CAMPOII, ALFONSO
3	37	5,67	6,5256	32,7113	72,69	4 ORELLANA JAIMES, FRANCISCO
4	41	6,98	5,8739	29,4448	65,43	6 UBEDA ROMERO, FRANCISCO
5	39	7,86	4,9618	24,8726	55,27	2 SALDAÑA IBAÑEZ, MIGUEL
6	39	8,20	4,7561	23,8413	52,98	36 PEREZ PEREZ, ALFONSO
7	41	9,02	4,5455	22,7854	50,63	8 DELCAMPO, PEDROLUIS
8	24	5,49	4,3716	21,9138	48,70	9 MORATINOS, LUIS F
9	26	6,09	4,2693	21,4011	47,56	23 CASADO COCHO, JOSE MANUEL
10	41	9,70	4,2268	21,1881	47,08	29 DONCEL MORALES, JULIO
11	39	9,28	4,2026	21,0667	46,81	34 FERRER TROYANO, MIGUEL
12	45	10,95	4,1096	20,6005	45,78	19 VEGAARIJA, JAVIER
13	41	10,09	4,0634	20,3691	45,26	28 LAZARO SANTOS, JAVIER
14	37	10,91	3,3914	17,0003	37,78	24 PEREZ, CARLOS
15	39	12,24	3,1863	15,9721	35,49	39 RIOS RAMON, TOMAS JOSE
16	37	12,34	2,9984	15,0302	33,40	32 CALATRAVA TEJERA, JOSE LUIS
17	41	13,86	2,9582	14,8286	32,95	12 MENENDEZ, JOSEMANUEL
18	31	12,62	2,4564	12,3135	27,36	30 VACA, JOSE
19	37	15,33	2,4136	12,0987	26,89	15 VIZCAINO, JAVIER
20	35	14,66	2,3874	11,9678	26,60	27 PEREZ JAMBRINA, FIDEL F
21	37	17,88	2,0694	10,3732	23,05	14 TEIJON, MARCOS
22	43	44,63	0,9635	4,8297	10,73	13 GONZALEZ, MIGUELANGEL
23	3	10,29	0,2915	1,4615	3,25	16 FERNANDEZ CAMARERO, MIGUEL

OPEN -- Overall Stage Results
II TROFEO IPSC SAN ANTOLIN PALENCIA 2010

Printed septiembre 27, 2010 at 11:51



Stage 5 -- LAS MINI TARJETAS

	PTS	TIME	HIT FACTOR	STAGE POINTS	STAGE PERCENT	COMPETITOR # Name
1	96	8,77	10,9464	110,0000	100,00	5 GARCÍA INFANTES, JESÚS
2	104	30,43	3,4177	34,3441	31,22	37 LOPEZ DE LA MOR, ABDON

STANDARD -- Overall Stage Results

II TROFEO IPSC SAN ANTOLIN PALENCIA 2010

Printed septiembre 27, 2010 at 11:51



Stage 5 -- LAS MINI TARJETAS

	PTS	TIME	HIT FACTOR	STAGE POINTS	STAGE PERCENT	COMPETITOR # Name
1	100	12,60	7,9365	110,0000	100,00	18 MENCIAS, SANTIAGO
2	104	13,15	7,9087	109,6152	99,65	11 HERRERO DIAZ, EUGENIO
3	96	12,40	7,7419	107,3032	97,55	25 LAGUNILLA GARRIDO, JOSE RAUL
4	110	14,81	7,4274	102,9440	93,59	31 VALLEJO HOSPITAL, CARLOS
5	104	14,31	7,2676	100,7296	91,57	40 SAN MARTIN, SILVINO LUIS
6	104	16,20	6,4198	88,9778	80,89	26 LERADELGADO, OSCAR
7	107	17,52	6,1073	84,6473	76,95	22 VICARIO, JOSE ANTONIO
8	92	15,45	5,9547	82,5320	75,03	33 SAN JOSE VIDALES, FRANCISCO
9	98	17,03	5,7546	79,7581	72,51	10 MORATINOS, JORGE
10	94	16,53	5,6866	78,8167	71,65	35 CANO DIEZ, JOSÉ MIGUEL
11	104	20,68	5,0290	69,7021	63,37	7 POZUELO ALCOLEA, JOSE A.
12	104	21,33	4,8758	67,5781	61,43	17 TRIANAHoyos, FCOJAVIER
13	98	20,55	4,7689	66,0964	60,09	21 ORTEGA, ENRIQUE
14	98	24,08	4,0698	56,4070	51,28	38 SANCHEZ AGUILAR, FRANCISCO EMIL
15	106	32,54	3,2575	45,1494	41,04	20 EGEA SOTO, CARLOS

PRODUCTION -- Overall Stage Results

II TROFEO IPSC SAN ANTOLIN PALENCIA 2010

Printed septiembre 27, 2010 at 11:51



Stage 5 -- LAS MINI TARJETAS

	PTS	TIME	HIT FACTOR	STAGE POINTS	STAGE PERCENT	COMPETITOR # Name
1	90	9,02	9,9778	110,0000	100,00	3 JIMENEZ JIMENEZ, PABLO
2	96	12,61	7,6130	83,9292	76,30	23 CASADO COCHO, JOSE MANUEL
3	77	11,81	6,5199	71,8783	65,34	6 UBEDA ROMERO, FRANCISCO
4	71	11,54	6,1525	67,8280	61,66	1 FERNANDEZ CAMPOII, ALFONSO
5	98	16,28	6,0197	66,3634	60,33	27 PEREZ JAMBRINA, FIDEL F
6	88	15,39	5,7180	63,0378	57,31	19 VEGAARIJA, JAVIER
7	108	18,90	5,7143	62,9968	57,27	24 PEREZ, CARLOS
8	98	17,28	5,6713	62,5229	56,84	39 RIOS RAMON, TOMAS JOSE
9	106	18,83	5,6293	62,0601	56,42	28 LAZARO SANTOS, JAVIER
10	100	17,91	5,5835	61,5547	55,96	16 FERNANDEZ CAMARERO, MIGUEL
11	88	16,37	5,3757	59,2640	53,88	8 DELCAMPO, PEDROLUIS
12	90	16,76	5,3699	59,2005	53,82	32 CALATRAVA TEJERA, JOSE LUIS
13	94	17,81	5,2779	58,1863	52,90	34 FERRER TROYANO, MIGUEL
14	66	13,45	4,9071	54,0976	49,18	9 MORATINOS, LUIS F
15	65	13,60	4,7794	52,6904	47,90	4 ORELLANA JAIMES, FRANCISCO
16	98	20,91	4,6868	51,6688	46,97	36 PEREZ PEREZ, ALFONSO
17	98	21,23	4,6161	50,8900	46,26	12 MENENDEZ, JOSEMANUEL
18	96	20,83	4,6087	50,8088	46,19	29 DONCEL MORALES, JULIO
19	84	21,75	3,8621	42,5772	38,71	2 SALDAÑA IBAÑEZ, MIGUEL
20	81	22,84	3,5464	39,0972	35,54	30 VACA, JOSE
21	100	30,84	3,2425	35,7472	32,50	14 TEIJON, MARCOS
22	96	31,76	3,0227	33,3233	30,29	13 GONZALEZ, MIGUEL ANGEL