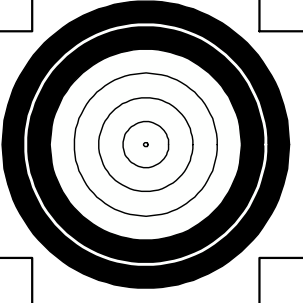
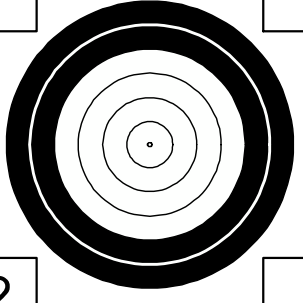
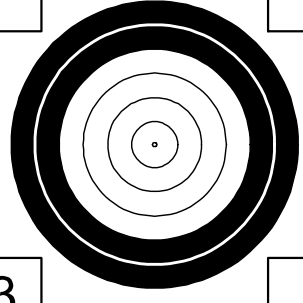
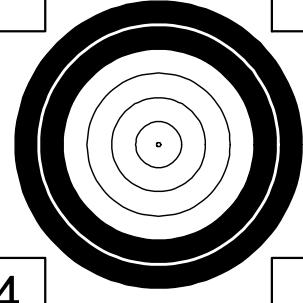
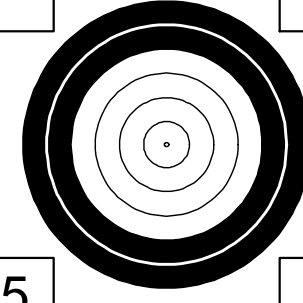
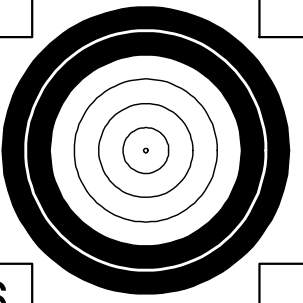
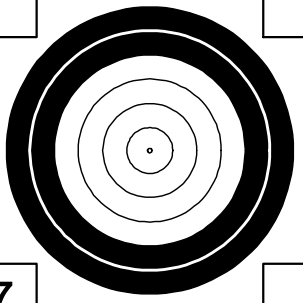
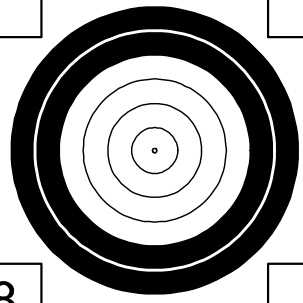
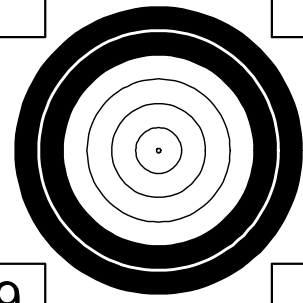
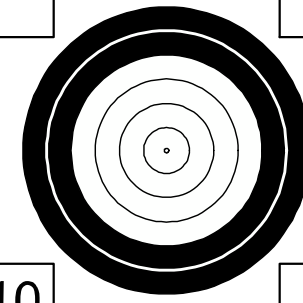
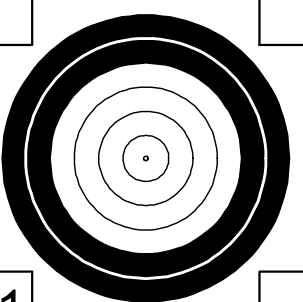
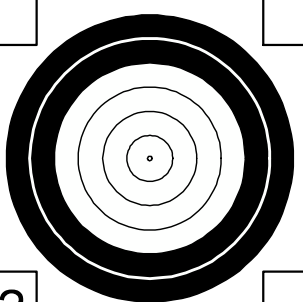
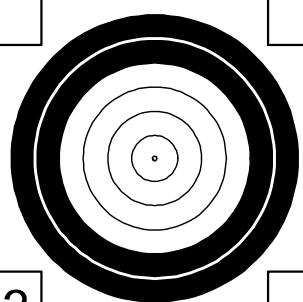
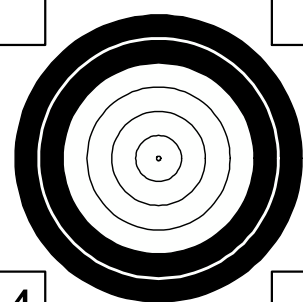
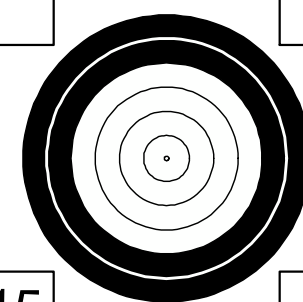
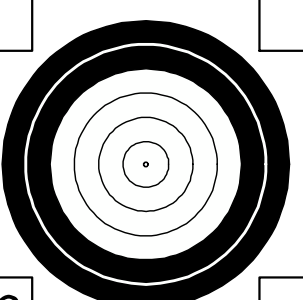
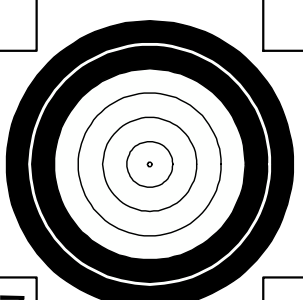
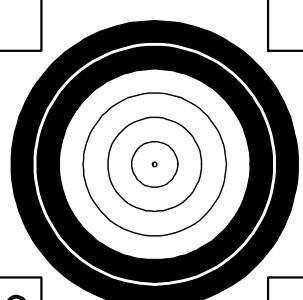
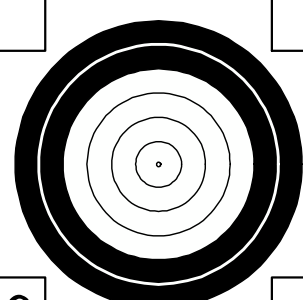
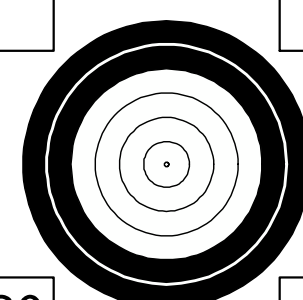
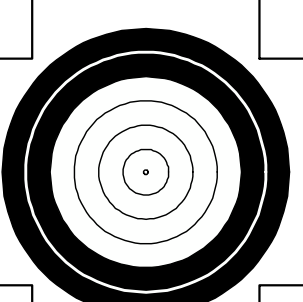
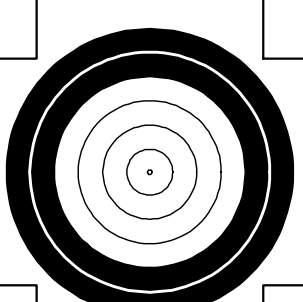
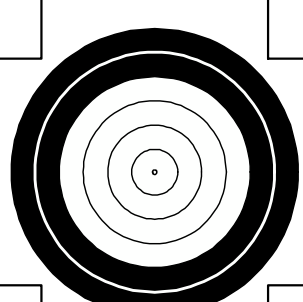
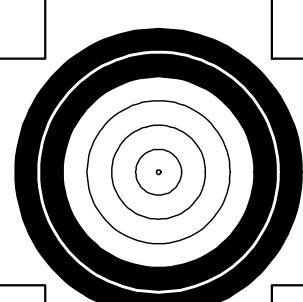
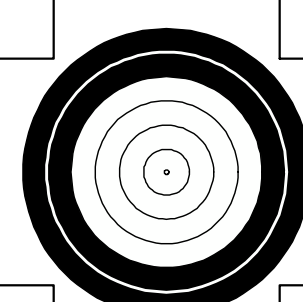


Benchrest International Postal Matches








Bench #	<input type="text"/>	H. Varmint	<input type="text"/>	Score	<input type="text"/>	First Miss (FM)	<input type="text"/>
Target #	<input type="text"/>	L. Varmint	<input type="text"/>	X's	<input type="text"/>	Tie Break	<input type="text"/>
Competitor #	<input type="text"/>	Sporter	<input type="text"/>				

50 Meter Target

A vertical diagram of a sighter. It consists of five targets arranged vertically. Each target is a circle with concentric rings. The outermost ring is black, followed by a white ring, then a black ring, and finally a white center. The rings are labeled with numbers: 5 (outermost), 6, 7, 8, and 9 (innermost). The targets are separated by small gaps. The word "Sighters" is written at the top and bottom of the diagram.

1		Score
2		Score
3		Score
4		Score
5		Score
6		Score
7		Score
8		Score
9		Score
10		Score
11		Score
12		Score
13		Score
14		Score
15		Score
16		Score
17		Score
18		Score
19		Score
20		Score
21		Score
22		Score
23		Score
24		Score
25		Score

Sighters



Sighters